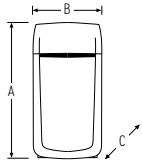


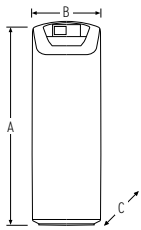
DIMENSIONES

202	DESCALCIFICACIÓN
204	ÓSMOSIS DOMÉSTICA
204	ÓSMOSIS COMERCIAL
205	FILTROS CARTUCHO
206	CARTUCHOS
206	FILTROS LECHO / DECLORADORES / DEFERRIZADORES
207	DESMINERALIZACIÓN
207	ÓSMOSIS INDUSTRIAL
208	ANTI-INCRUSTANTES / ANTI-CORROSIVOS
208	CIRCUITOS CERRADOS
208	DOSIFICACIÓN / ESTERILIZACIÓN UV
209	DEPÓSITOS

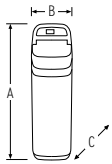
DESCALCIFICACIÓN



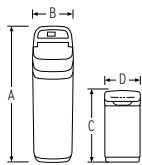
Modelo	A	B	C
BWT PERLA	795	395	505



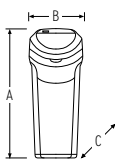
Modelo	A	B	C
BWT PERLA SILK S	526	276	470
BWT PERLA SILK M			
BWT PERLA SILK XL	803		



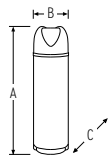
Modelo	A	B	C
eVOLUTION 100 Compact	550	325	430
eVOLUTION 200 Compact	680		
eVOLUTION 300 Boost	880	355	510
eVOLUTION 500 Power	1140		



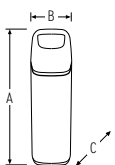
Modelo	A	B	C	D
eVOLUTION 600 Power	1450	360	930	415



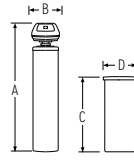
Modelo	A	B	C
ROBOSOFT 120/ED	1086	438	524
ROBOSOFT 180/ED			



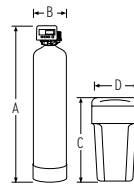
Modelo	A	B	C
MINI - 4 l	545	225	430
MINI - 8 l	670		
MINI - 12 l			
COMPACT - 15 l	1130	320	500
COMPACT - 20 l			
COMPACT - 25 l			
COMPACT - 30 l			



Modelo	A	B	C
SIGMA K5	1070	310	490

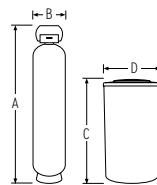


Modelo	A	B	C	D
ROBOSOFT EC-4070/EDN	1625	330	990	460
ROBOSOFT EC-4085/EDN	1940	490	1230	620
ROBOSOFT EC-4100/EDN				
ROBOSOFT EC-4130/EDN				



Modelo	A	B	C	D
DUO - 700 - 30 l	1105	390	790	380
DUO - 700 - 40 l	1575	390	680	467
DUO - 700 - 60 l	1435		1050	530

Equipos dúplex: 2 botellas + 2 depósitos

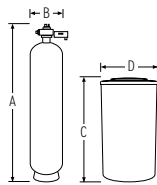


Modelo	A	B	C	D
FA-5100	1734	450	1250	700
FA-5130				
FA-5190	2172	610	1390	815
FA-5250				
FA-5320				

Equipos dúplex: 2 botellas + 1 depósito (5100/30, 500l; resto, 600l)

Equipos tríplex: Simplex+Duplex correspondiente

Equipos quádruplex: 4 botellas + 2 depósitos (5100/30, 2x500l; resto, 2x600l)

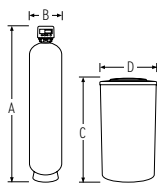


Modelo	A	B	C	D
FC-5132	1850	490	1250	700
FC-5192	2200	630	1190	815
FC-5322				
FC-5452	2697	770	1360	1045
FC-5602	2707	915		

Equipos dúplex: 2 botellas + 1 depósito

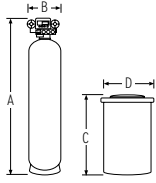
Equipos tríplex: 3 botellas + 2 depósitos

Equipos quádruplex: 4 botellas + 2 depósitos



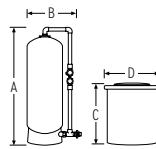
Modelo	A	B	C	D
DUO-PERFORMA - 80 l	1575	390	1050	530
DUO-PERFORMA - 100 l	1870			
DUO-PERFORMA - 125 l	1860	410	1230	620
DUO-PERFORMA - 140 l				
DUO-PERFORMA - 175 l	1955	555	1045	985
DUO-PERFORMA - 200 l	1840	610		

Equipos dúplex: 2 botellas + 2 depósitos



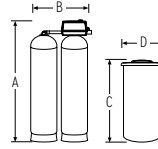
Modelo	A	B	C	D
DUO - MAGNUM - 100 l	1860	365	1230	620
DUO - MAGNUM - 125 l		420		
DUO - MAGNUM - 175 l	1910	490	1045	985
DUO - MAGNUM - 225 l		550		
DUO - MAGNUM - 300 l	2100	630	1170	1210
DUO - MAGNUM - 450 l	2325	780		
DUO - MAGNUM - 600 l	2335	940	1220	1510
DUO - MAGNUM - 750 l				

Equipos dúplex: 2 botellas + 1 depósito

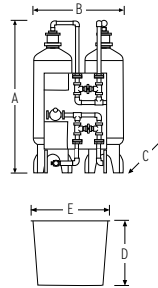


Modelo	A	B	C	D
DUO - 360 - 450 l	2750	1165	1170	1210
DUO - 360 - 600 l	2820	1365		
DUO - 360 - 750 l				
DUO - 360 - 850 l	2895	1475	1220	1510
DUO - 360 - 1000 l				
DUO - 360 - 1200 l	2910	1620	1470	1570

Equipos dúplex: 2 botellas + 1 depósito



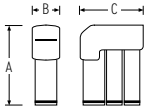
Modelo	A	B	C	D
DUO - 9100 - 45 l	1575	535	680	467
DUO - 9100 - 60 l	1435	630	1050	530
DUO - 9100 - 70 l	1575	690		
DUO - 9100 - 100 l	1870	760	1230	620
DUO - 9100 - 125 l	1860	835		



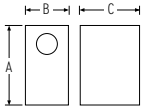
Modelo	A	B	C	D	E
BWT HVS/250	2100	600	1450	1220	865
BWT HVS/350	2350	610	1500	1220	865
BWT HVS/600	2750	770	1650	1335	1190
BWT HVS/900	2800	1000	1800	1335	1190
BWT HVS/1200	2900	1074	1950	1390	1500
BWT HVS/1600	2900	1226	2100	1390	1500

Modelo	A	B	C	D	E
BWT HVD/250	2100	1650	1450	1220	865
BWT HVD/350	2350	1750	1500	1220	865
BWT HVD/600	2750	2100	1650	1335	1190
BWT HVD/900	2800	2400	1800	1335	1190
BWT HVD/1200	2900	2700	1950	1390	1500
BWT HVD/1600	2900	3000	2100	1390	1500

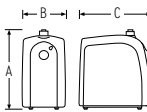
ÓSMOSIS DOMÉSTICA



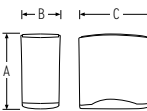
Modelo	A	B	C
PURE SLIM DFP	470	167	340



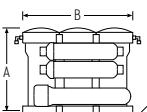
Modelo	A	B	C
CIRCLE	417	234	348



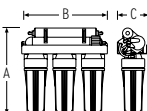
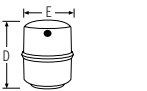
Modelo	A	B	C
MYRO 7	420	240	410



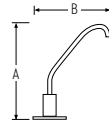
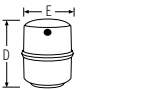
Modelo	A	B	C
GENIUS COMPACT	430	240	420



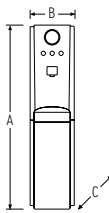
Modelo	A	B	C	D	E
AQUACALCIUM	310	440	195	350	250



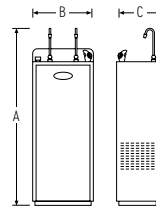
Modelo	A	B	C	D	E
GENIUS	500	500	150	400	300
GENIUS - PUMP			200		



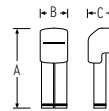
Modelo	A	B
AQUABLOCK 1/4"	214	141
CERÁMICO 1/4"	234	142
SMALLER 1/4"	268	144
WDF 1/4"	215	154
ANGEL 1/4"	236	161
3 VÍAS KAIMAN	337	324
3 VÍAS CHEF	500	260



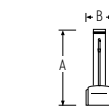
Modelo	A	B	C
DAMIA	1095	260	445



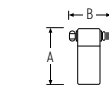
Modelo	A	B	C
VICTORIA	1270	435	305



Modelo	A	B	C
BWT SLIM 2UF	405	110	190

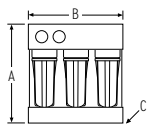


Modelo	A	B	C
BWT SLIM CT	375	130	

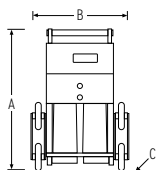


Modelo	A	B
SHOWER	155	120

ÓSMOSIS COMERCIAL



Modelo	A	B	C
ROBUST PRO	420	410	305
ROBUST 1500			
ROBUST 3000	480	530	400



Modelo	A	B	C
BWT AQA THERM MOVE POWER	795	355	290

AQA drink

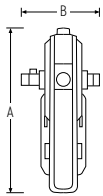


Modelo	A	B
AQA drink M200	385	88
AQA drink M300	445	110
AQA drink M400	500	130

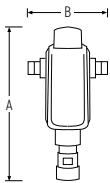


Modelo	A	B
JARRAS BWT	287	264

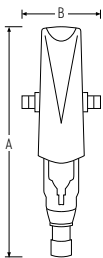
FILTROS CARTUCHO



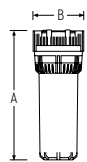
Modelo	A	B
E1/20		199
E1/25	398	
E1/32		218



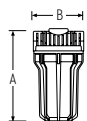
Modelo	A	B
R1/20		205
R1/25	350	
R1/32		218



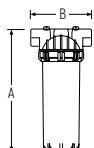
Modelo	A	B
INFINITY/25		205
INFINITY/32		218
INFINITY/40	550	240
INFINITY/50		260



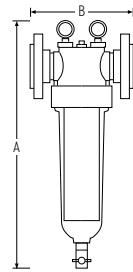
Modelo	A	B
Carcasa FP3 5"	190	
Carcasa FP3 9 3/4"/FPV 10"	312	122
Carcasa FP3 20"	570	



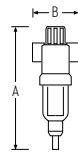
Modelo	A	B
Carcasa AQUA KID	176	98



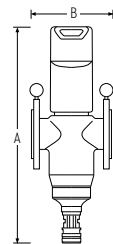
Modelo	A	B
Carcasa OT - 3/40 1 1/2"	340	140
Carcasa OT - 3/50 2"		



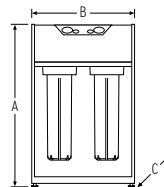
Modelo	A	B
CINTROPUR NW25	355	230
CINTROPUR NW32	540	
CINTROPUR NW400	675	284
CINTROPUR NW500		363
CINTROPUR NW650	770	304
CINTROPUR NW800		313



Modelo	A	B
TOP RF	280	106

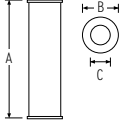


Modelo	A	B
MULTIPUR/65		220
MULTIPUR/80	630	
MULTIPUR/100	680	
MULTIPUR/125		350
MULTIPUR/150	770	



Modelo	A	B	C
AQUAPOINT	890	550	300

CARTUCHOS



Modelo	A	B	C
RLA 5"	129		
RLA 9¾"	250	67	27
RLA 20"	508		

Modelo	A	B	C
PLISADO 9¾"	250	70	28
PLISADO 20"	505		

Modelo	A	B	C
PLISADO AB 10"	248	115	28
PLISADO AB 20"	505		

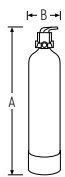
Modelo	A	B	C
PP BOBINADO 5"	129		
PP BOBINADO 9¾"	250	58	38
PP BOBINADO 20"	510		

Modelo	A	B	C
PP BOBINADO AB 10"	250	115	28
PP BOBINADO AB 20"	520		

Modelo	A	B	C
PP EXTRUSIONADO 9¾"	248	67	28
PP EXTRUSIONADO 20"	505		

Modelo	A	B	C
CARBÓN ACTIVO 9¾"	255	65	
CARBÓN ACTIVO 20"	500		25
CARBÓN ACTIVO GAC 9¾"	248	74	

FILTROS LECHO / DECLORADORES / DESFERRIZADORES



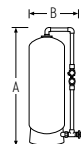
Modelo	A	B
M 10/25	1825	265
M 13/25	1930	345
M 16/25	2285	420
MPA 21/40	2004	950
MPA 24/40	2290	1005
MPA 30/50	2750	1165
MPA 36/65	2820	1365
MPA 42/65	2895	1475
	2910	1620



Modelo	A	B
MAGNUM/16"	1860	420
MAGNUM/185/21"	1910	550
MAGNUM/285/24"	2100	630
MAGNUM/425/30"	2325	780
MAGNUM/600/36"	2335	940

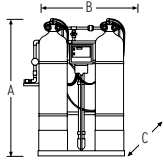


Modelo	A	B
263/45l/10"	1565	265
263/70l/13"	1565	345
263/100l/14"	1895	375
263/125l/16"		420
263/165l/18"		490
263/200l/21"	1945	550



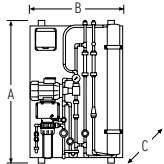
Modelo	A	B
363/600/36"	2820	1365
363/1000/42"	2895	1475
363/1200/48"	2910	1620

DESMINERALIZACIÓN

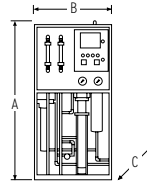


Modelo	A	B	C
Desmineralizador DI-132 - 50 L	1720	1000	560
Desmineralizador DI-132 - 100 L	1975	1200	
Desmineralizador DI-132 - 165 L	2105	1300	

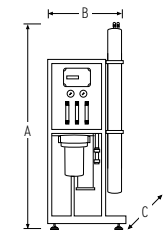
ÓSMOSIS INDUSTRIAL



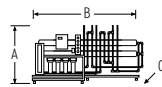
Modelo	A	B	C
MUR - 01/200	1300	900	250
MUR - 02/400			



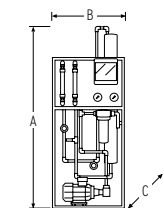
Modelo	A	B	C
RVO - 04/800	1800	1000	960
RVO - 06/1200			
RVO - 09/1800	1700	3750	1000
RVO - 12/2500		4750	



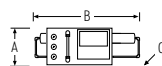
Modelo	A	B	C
MO-01/200	1450	550	400
MO-02/400			
MO-04/800	1500	700	600
MO-06/1200		900	



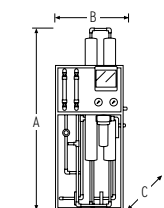
Modelo	A	B	C
ROHD-04/4000	1900	1300	1300
ROHD-06/6000			
ROHD-09/9000	2100	4100	1200
ROHD-12/12000			
ROHD-16/16000 - ROHD-48/48000	2100	5000	1500
			Consultar



Modelo	A	B	C
JET - 01/200	1650	630	480
JET - 02/400			

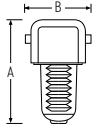


Modelo	A	B	C
SW-01/040	500	1400	800
SW-01/120			
SW-02/240	500	1400	950
SW-03/360			
SW-04/480	500	1400	950
SW-06/720			
SW-09/1080	500	1400	950
SW-12/1440			
			Consultar

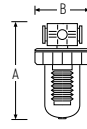


Modelo	A	B	C
JET II - 01/200	1650	630	725
JET II - 02/400			
JET II - 03/600			
JET II - 04/800			

ANTI-INCORUSTANTES / ANTI-CORROSIVOS

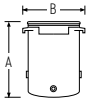


Modelo	A	B
QUANTOMAT 3/4"		170
QUANTOMAT 1"	280	160
QUANTOMAT 1 1/4"		165

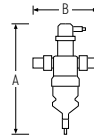


Modelo	A	B
PICCOMAT 36	170	118
PICCOMAT 37	242	128

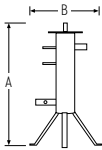
CIRCUITOS CERRADOS



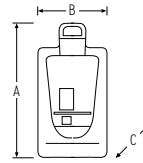
Modelo	A	B
NEUTRALIZADOR BWT MINI	141	60
NEUTRALIZADOR BWT PLUS	195	140
NEUTRALIZADOR BWT SUELO	260	330



Modelo	A	B
AQATHERM SLA	333	184

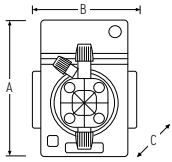


Modelo	A	B
CLARIFIER 5/9	842	200
CLARIFIER 10/20	785	290
CLARIFIER 21/50	1.225	700
CLARIFIER 80	1.410	700
CLARIFIER 120	1.630	800
CLARIFIER 160	1.700	900
CLARIFIER 220	1.780	1.000
CLARIFIER 320	2.020	1.100

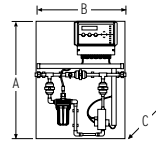


Modelo	A	B	C
EasyFlow	950	500	450

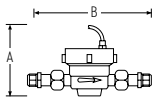
DOSIFICACIÓN / ESTERILIZACIÓN UV



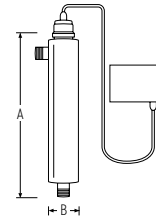
Modelo	A	B	C
MC			
MR pH/Rx	203	150	139
MF			



Modelo	A	B	C
Panel C650	700	500	600

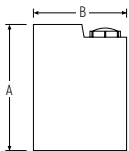


Modelo	A	B
Contador E.I. 1/2"		115
Contador E.I. 3/4"	87	130
Contador E.I. 1"		160
Contador E.I. 1 1/4"	123	260
Contador E.I. 1 1/2"	163	300
Contador E.I. 2"	175	300
WMAP DN 65	218	200
WMAP DN 80	249	300
WMAP DN 100	258	360

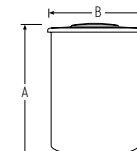


Modelo	A	B
LB4-022	262	64
LB4-062	542	
LBH5-102	418	89
LBH5-152	508	
LBH5-252	683	
LBH5-402	1034	

DEPÓSITOS



Modelo	A	B
RC-050	530	390
RC-120	730	510
RC-200	900	570
RC-300	1190	610
RC-500	1180	760
RC-1000	1360	1100



Modelo	A	B
Q-085	790	380
CT-100	680	467
CT-200	1050	530
CT-300	1230	620
CT-500	1045	985
CT-1000	1170	1210
CT-1500	1220	1510
CT-2000	1470	1570